

CORROSION IN FERROUS MATERIALS AND ITS PREVENTION BY VAPOUR PHASE PROCESS USING DIFFERENT INHIBITORS AS PLASMA IMPULSE

SHAILENDRA KUMAR DWIVEDI¹ * SUNIL SINGH²

¹Department of Chemistry, Naraina College of Engineering & Technology, Panki Kanpur
208020 (U.P) INDIA

²Department of Physics, Brahmanand College, Kanpur-208 004, (U.P) INDIA
raman_1418@rediffmail.com

ABSTRACT: Corrosion of ferrous metals by different acid vapors emitted by different woods. The corrosion causing environment is created by mixing acid and water. Humidity is required oxygen for oxidation. Metal is deteriorated and form rust is the form of corrosion product. Most of Ferrous materials are transported from wooden boxes materials are kept inside the boxes. Which produced acidic vapor that environment increases the rate of corrosion product. Humid atmosphere mixed with gases that cause rusting. It may be severe or normal corrosion depends on oxygen supply in closed boxes. If the materials are treated with corrosion inhibitors it can be protect by the vapors' of hexamine, Anthraquinone, diphenyl amine, alanine and some other related amino acids.

KEY WORDS: Alanine, hexamine, diphenyl amine, rust. Humidity

INTRODUCTUION

.It is mainly electrochemical process promoted by different type processes differential aeration such as accumulation of dirt, sand, scale and other contamination because this part of metal is poorly oxygenated, hence anodic where corrosion taking place., the area becomes lesser accessible to air and more corrosion leading to the formation of deep cavity or localized pitting in the metal. Some time partial cover of metal by block of wood and piece of glass these are working as screen part of metal from oxygen access. As a consequence, differential aeration and corrosion occurs It can be some time prevented by passivation by which a metal or alloys show high corrosion resistance due to formation of high protective, very thin film (about 0.0004 mm thick) and quite invisible surface film but it can take place in different environment. Composite material means combination of more than one material with various properties. The properties of the composite are different from earlier individual materials. Within the composite it is still feasible to easily tell the isolate materials apart. The materials which are used to produce composite do not tend to blend or absorb each other. Man-made composite materials are available and also they exist in nature [3, 4]. Fiberglass was the first modern composite and was developed in the late 1940s and is still the most common composite. It fulfills about 65 percent of the

demands of all the composites produced today and is used for surfboards, boat hulls, sporting goods, car bodies, swimming pool linings, and building panels. Peoples have been using composite materials for thousands of years, for example, mud bricks. the materials which are made-up of composite .in uncorroded and metal inbuilt with composites can be corroded.

The concept of total corrosion control should be introduced in which corrosion control is more a daily activity at all stages of production than merely an afterthought. Good corrosion control. An inhibitor is a chemical substances that ,When added in small concentration to an environment, effectively decreases the corrosion rate organic inhibitors, including slashing compounds and pickling inhibitors, and vapour phase inhibitors The practice of corrosion inhibitors are greatly influenced by new regulations that have been developed because of toxicity in environment effect resulting from industrial effluents .The extent chemical reduction on initial contact of passivators with metal, according to this view point, must be at least chemically equivalent to the amount of passive film formed as result of such reduction. From the passive film on iron this is in the order of 0.01 c/cm^2 of apparent surface. The total equivalent of chemically reduced chromate is found to be of this order and it is probably also same for the other passivators acting on iron. The amount of chromate reduced in the passivation process is arrived at from measurements [1-3]. In the type of vapour phase process various type of material are widely used such as polyaniline [4-6], Polypyrrole [7] and poly acetylene [8].Heavy effort have been deployed to find suitable corrosion inhibitor for organic origin in various corrosive media [9-12]. In acid media,nitrogen based materials and their derivatives,sulphur containing compounds, aldehyde,thioaldehydes,acetylenic compounds and various alkaloids.The acetic acid which is 98% pure can increases the rate of corrosion within 24 hours .if the humidity is 80% to !00% RH.[13] To reduce the corrosion problem in environment inhibitive effects of

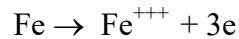
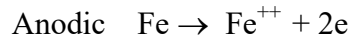
MECHNISMS OF CORROSION

Corrosion is the deterioration of a material as a result of reaction with its environment, especially with oxygen. Although the term is usually applied to metals, all materials, including ceramics, plastics, rubber, and wood, deteriorates at the surface to some extent when they are exposed to certain combinations of liquids and /or gases. Common examples of metal corrosion are the rusting of iron, the tarnishing of silver, the dissolution of metals in acid solutions and the growth of patina on copper. Most research into the causes and prevention of corrosion involves metals, since the corrosion of metals occurs much faster under atmospheric conditions than does the corrosion of nonmetals. The cost of replacing equipment destroyed by corrosion in the

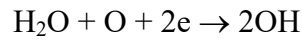
United States alone is in the billion-dollar range annually. Corrosion is usually an electrochemical process in which the corroding metal behaves like a small electrochemical cell.

Since the corrosion of iron by dissolved oxygen is, from an economic standpoint, the most important redox reaction occurring in the atmosphere, it will be used here to illustrate the electrochemical nature of the process. A sheet of iron exposed to a water solution containing dissolved oxygen is the site of oxidation and reduction half-reactions, which occur at different

locations on the surface. At anodic areas, iron is oxidized according to the reaction. Reaction



At the same time, oxygen molecules in the solution are reduced at the cathodic areas. Reaction Cathodic .



The two processes produce an insoluble iron hydroxide in the first step of the corrosion process: Generally, this iron hydroxide is further oxidized in a second step to produce Fe (OH) 3, the flaky, reddish brown substance that is known as rust. Unfortunately, this new compound is permeable to oxygen and water, so it does not form a protective coating on the iron surface and the corrosion process continues. All metals exhibit a tendency to be oxidized, some more easily than others. A tabulation of the relative strength of this tendency is called the electromotive series of metals. Knowledge of a metal's location in the series is an important piece of information to have in making decisions about its potential usefulness for structural and other application

MATERIAL AND METHODS

Metal Studied

Mild steel panels of the size 7.5 cm × 1.25 cm (cut from single sheet) of pickled cold rolled closed annealed (18 SWG) were used in all experiments. The composition of the mild steel sheet was iron 99.74%, carbon 0.07%, silicon 0.07%, sulphur 0.044%, phosphorus 0.049%, manganese 0.023%. All panels were carefully polished with successive grades of emery paper for removing all surface defects. The final surface was brought to standard finish by polishing with 000 grade emery paper. All cuts, edges, corners and suspension holes were rounded off and smoothed. After surface preparation panels were degreased with sulphur free toluene. This was followed by treatment with methyl alcohol to remove sweat residue and finger prints. The specimens were dried and then transferred to a vacuum desiccators in which they were allowed to remain for a period of 24 hours.

Corrosion experiments:

After surface preparation panels were weighed (weighing was done with the help of single pan weighing machine). For the identification of panels all the panels were numbered and suspension holes were made. Weighed metal panels, were exposed to synthetic atmosphere of different humidity or corrosive vapors. The samples were with drawn after a specified time and the extent of corrosion was determined by weight gain or weight loss method. The de rusting was done by using appropriate de rusting solutions. The de rusting solution used was conc. HCl containing 5% stannous chloride and 2% Antimony trioxide at room temperature. After removal of

corrosion product, the metal panels were washed with distilled water followed by immersion in absolute alcohol or acetone, drying with hot air, cooling in desiccators and weighing. The weight losses of specimens due to corrosion were determined by subtracting the weights of de rusted panels from their original weights. The specimens were suspended in sealed desiccators (one liter capacity) by glass hooks with the help of glass rod fixed tightly on the inner walls of the desiccators. Care was taken to put grease on the lid properly so that once closed, the system was fully sealed. In order to make sure that the un corroded metal was not removed from the panels by the de rusting solutions, blank was run in each case to check the amount of metal removed in the process of de rusting. It was found that metal removed from the blank did not exceed 0.1% of the total corrosion value. It has been reported by Evans if the rust consists of $\text{Fe}(\text{OH})_2$ and no other compounds, the loss in weight should be 1.69 of that of the gain in weight. Since in our study, other compounds were likely to be formed the weight increments might not give the true picture, as in many cases where the corrosion product were not of adherent type or where leaching of the corrosion product could have been possible, the weight increments were not suitable as a method for assessment of the corrosion rate. The corrosion has been measure in mg/dm^2 of the surface area

Preparation of synthetic humid atmosphere:

The humid atmosphere of known RH was produced by using sulphuric acid of appropriate density, AR quality sulphuric acid was used for the purpose and the required dilution was done by distilled water. The concentration of acid for different RH was as follows:

For 20%RH H_2SO_4 31.39 % by volume

For 40%RH H_2SO_4 25.90 % by volume

For 60%RH H_2SO_4 20.80 % by volume

For 80%RH H_2SO_4 14.55 % by volume

For 100%RH H_2SO_4 0.0 % by volume (Distilled water)

The amounts of dilute acid taken were 30cc in the desiccators of 1000 cc capacity. The sealed desiccators containing the solution were kept at room temperature for three days before the panels were introduced in them.

Preparation of other corrosive environments:

The acetic acid environment was created by taking 1cc of acetic acid of desired concentration soaked in cotton and hanging it inside the desiccators with the help of glass hooks. The environment of wood exhalations was created by hanging wet wood piece of size $7.5 \text{ cm} \times 1.25 \text{ cm}$ with the help of cotton threads inside the desiccators for 7 days. Woods pieces were kept immersed in distilled water for 24 hours at room temperature before hanging.

Volatile corrosion inhibitor:

Few volatile corrosion inhibitors reported by Rajagopalan as very good inhibitors were tested at different RH. Those found excellent were used to prevent corrosion by vapors emitted by woods. They were also incorporated in ordinary brown paper to prepare VCI paper.

0.5 gm of VCI was taken in a glass plate and was kept inside the desiccators (IL) at required humidity with and without wood. The weight losses of the panels in the absence of VCI (W_u) and in the presence of VCI (W_i) were determined for different time durations. The inhibitor efficiency (I) was calculated by the following equation.

$$I = \frac{W_u - W_i}{W_u} \times 100$$

Majority of the state and Industrial standards, for evaluation of the performance of vapor corrosion inhibitors, used the Federal Standard No. 101C, Method 4031, (Corrosion inhibiting ability of VCI vapors). This test is applied for testing of the VCI films, papers and powders and is included in Japanese Industrial Standards JISZ 1519, JISZ 1535 JISK 2246. According to this test the VCI material is placed inside a Jar that serves as a test chamber. The Jar contains water glycerin solution of different strength, which produces different relative humidity. There is also a metal specimen inside the Jar. This specimen does not contact the VCI material. For non-VCI material this condition will cause corrosion. If the material contains an adequate amount of VCI, metal surface remains protected. According to German Military Standard TL 8135, Corrosion protection provided by the VCI material is graded by visual inspection of the metal specimen. Some material specimens are used in desiccators.

Table.No.1

Protection of ferrous metal when wrapped with Alanine incorporated paper and exposed to acetic acid vapours of different concentrations at 80%,100% RH

S.no.	Time in days	80%		100%	
		Wt loss(mg/dm ²)	Protection %	Wt loss(mg/dm ²)	Protection %
1	15	7.5	58	2.5	83
2	30	12.2	55	0.0	100
3	45	15.3	60	1.2	96
4	60	30.1	57	00	100

Table.No.2

Protection of ferrous metal when wrapped with Diphenylamine incorporated paper and exposed to acetic acid vapours of different concentrations at 80% and 100%RH.

S.no.	Time in days	80%		100%	
		Wt loss(mg/dm ²)	Protection %	Wt loss(mg/dm ²)	Protection %
1	15	4.5	76	9.2	34
2	30	7.0	74	12.2	45
3	45	10.0	68	18.2	40
4	60	15.0	68	22.0	42

Table.No.3

Protection of ferrous metal when wrapped with Hexamine incorporated paper and exposed to acetic acid vapours of different concentrations at 80% and 100% RH

S.no.	Amount of acetic acid (cc)	80%		100%	
		Wt loss(mg/dm ²)	Protection %	Wt loss(mg/dm ²)	Protection %
1	15	13.0	27	4.8	66
2	30	18.0	34	10.0	55
3	45	21.0	42	14.0	53
4	60	31.0	36	16.0	58

Table.No.4

Protection of ferrous metal when wrapped with Anthroquinone incorporated paper and exposed to acetic acid vapours of different concentrations at 80% and 100% RH

S.no.	Amount of acetic acid (cc)	80%		100%	
		Wt loss(mg/dm ²)	Protection %	Wt loss(mg/dm ²)	Protection %
1	15	7.32	98	45.12	93
2	30	12.2	97	65.8	93
3	45	19.7	96	119.5	90
4	60	536.8	60	758.8	69

RESULT AND DISCUSSION

TableNo.1 depicted the protection of ferrous metal, wrapped with Alanine incorporated paper and exposed to acetic acid vapors of different at 80% RH and 100%RH for 15 days and 60 days. Result shows that at in 15 days percentage protection obtained was of the order 57% during entire exposure time of 15 days to 60 days. At highest concentration the protection obtained during 15 days was 57% and during 60 days percentage protection was 58%.

Table.No.2 depict the protection of ferrous metal when wrapped with Diphenylamine incorporated paper and exposed to vapours of different woods acetic acid vapors at different RH 80% RH to 100 % RH for 15 days to 60 days of entire time exposure .Results show that performance Diphenylamine is better at 80%RH to 100% RH. during the entire exposure time of two 15 days to 60 days. the percentage protection obtained was 76 to 68 % during 15 days to 60 days. AT higher concentration (1.0 cc). The percentage protection obtained was 68% during 15 days and 68 % during 60 days.

Table No. 3. Depict the protection of ferrous metal when wrapped with Hexamine incorporated paper and exposed to acetic acid vapours of different woods at 80% RH and 100%RH. Results show that Hexamine is highly efficient volatile corrosion inhibitor even when incorporated in craft paper. It afforded 66% protection at 15 days but it going on decreasing order at 80 %RH. At 100% RH in 15 days to 60 days 66% to 56% at different time intervals

Table No. 4. Depict the protection of ferrous metal when wrapped with Anthraquinone incorporated paper and exposed to vapours of different woods used for packaging and transportation at 80% RH. Results show that Anthraquinone incorporated paper in highly effective at 80% RH in all concentrations for acetic vapours entire exposure time of 15 days to 60 days. It afforded 98% to 68% protection at 80% RH. The maximum percentage protection obtained by Anthraquinone at 80%RH.

CONCLUSIONS

From the above data it shows that mostly wood are vapours producing materials which contains cellulose on hydrolysis it produced the vapour of formic acid and acetic acids the vapours are corrosion accelerating materials. On packaging most of the woods materials are used which is compactable with transportation. Most of the electronic assemblies are transported and packed by wood which produced acidic vapours. mainly mango woods, Jamun woods, Mahua woods, Eucalyptus woods, kathal woods are used for transportation. If the VCIs incorporated papers are used for protective materials so corrosion product will be least and materials can be protected.

ACKNOWLEDGEMENT

Authors are thankful to the Director, Indian Institute of technology Kanpur, India for providing infrastructure facilities to carry out this work and also thankful to Director Naraina College of Engg & Technology, Panki, Ratanpur, Kanpur for providing Lab Facilities.

References:

- [1] M. Bouklah, B. Hammouti, T. Benhadda, and M. Benkadour, "Thiophene derivatives as effective inhibitors for the corrosion of steel in 0.5M H₂SO₄," *Journal of Applied Electrochemistry*, vol. 35, no. 11, pp. 1095–1101, 2005.
- [2] A.S. Fouda, A. A. Al-Sarawy, and E. E. El-Katori, "Pyrazolone derivatives as corrosion inhibitors for C-steel HCl solution," *Desalination*, vol. 201, pp. 1–13, 2006.
- [3] A. Fiala, A. Chibani, A. Darchen, A. Boulkamh, and K. Djebbar, "Investigations of the inhibition of copper corrosion in nitric acid solutions by ketene dithioacetal derivatives," *Applied Surface Science*, vol. 253, no. 24, pp. 9347–9356, 2007.
- [4] U. R. Evans, *The Corrosion and Oxidation of Metals*, Hodder Arnold, 1976.
- [5] Shailendra Kr Dwivedi (2011). Corrosion of mild steel by acid vapours emitted by packaging wood. VSRD-TNTJ, Vol. 2 (8), pp. 401-405.
- [6] Hatch, G., 1973. In corrosion inhibitor, edited by Nathan. Houston, Texas: National association of Corrosion Engineers. pp. 144-145.
- [7] Robinson, J., 1979. *Corrosion inhibitors: Recent Developments*, *Chemical Technology Review No. 132 Noyes data Corp. Park Ridge, N. J.*, pp. 24-31.

[8] Brunn, A., 1983. *Jr, Mater.Perf.*, vol. 22,

[9] Uhlig, H. and King, P., 1959. "Closure to "discussion of 'the flade potential of iron passivated by various inorganic corrosion inhibitors." *J.Electrochem.Soc.*, vol. 106, pp. 1-7.

[10] Power, R. and Hackrman, N., 1953. "Surface reactions of steel in dilute Cr51 O 4 – Solutions: Applications to passivity." *J. Electrochem. Soc.*, vol. 100, pp. 314-319.

[11] Cohen, M., Beck, A., and Electrochem, Z., 1958. "The passivity of iron in chromate solution, i. Structure and ... Film." *Zietschrift Elektrochemie*, vol. 62, pp. 696-699.

[12] Shepsis, L. V., Pendrow, P. D., Mahalingam, R., and Osman, M. A., 2001. "Modeling and experimental comparison of pulsed plasma deposition of aniline." *Thin Solid Films*, vol. 385, pp. 11-21.

[13] Gong, X., Dai, l., Mau, A. W. H., and Griesser, H. J., 1998. "Plasma-polymerized polyaniline films: synthesis and characterization." *J. Polym. Sci., Part A, Polym. Chem*, vol. 36, p. 633.