

Conversion of 2D to 3D Stereoscopic Images

Ruchi Khetan

Computer Science Engineering Department
Rama University
Kanpur, India
Ruchikhetan10@gmail.com

Sumit Shukla

Computer Science Engineering Department
Amity University
Uttar Pradesh
sumit_shukla43@hotmail.com

Abstract— 3D show takes fortunate thing about the improvement of making to somewhat assorted photos of every scene displaying to human vision. Along with Fitting dissimilarity & arrangement of attributes, various parts of picture is closer inquiries can raised variations though protests at foundation can have relatively poorer incongruities Based upon difference guide, arranged methods are frequently used for unwinding of closer view from establishment and a right 3D perception are most test in 3D imaging is that the clamor substance of the info picture and corrupted nature of the remade picture. In this paper an honest conception introduced to urge thriving conversion of 2Dimensional pictures to 3Dimensional. During this concept once the institutionalization, picture is shifted to reduce the commotion content

Keywords—Stereoscopic Images, 2D, 3D, Scan line Conversion

I. INTRODUCTION

Producing 3 dimensional pictures with correct brightness and distinction could be a tough constraint in many areas like,[7]Digital Analysis and Sensing, medical image processing, Satellite imaging, scene reconstruction, mechanical man embedded systems and AI. 3D incorporates the third measure of significance, which may be seen by human vision. Human eyes square measure situated at hazily very surprising positions and these will recognize disparate perspectives of the essential world scene. The cerebrum will now remodel the profundity data from these entirely unexpected perspectives. A 3D presentation exploits this wonder, making 2 indistinctly diverse photos of scenes likewise, in the wake of hating them to the individual eyes. By a right un-similarity and plan of parameters, a benefit 3D observation is planned it out.

The human vision framework may be a characteristic created impeccable arrangement of 3D with 2 eyes is separated in AN altered separation. The 3D photographs are dis-mantled using 2 lenses unbroken at a settled division. The partition including the lenses are figured by [Stereo= $1/30$ x detachment of object]. Stereo scene there-fore tries to copy the limit of the human neural structure to accumulate hugeness from a scene and therefore uses a practically identical rule. Stereo join is arranged of pictures taken from extremely shocking perspectives (cameras). Figure one exhibits a gathering of stereo pictures.



Fig. 1 Pair of stereo images

Stereo vision is the course of expelling 3D information from two or three 2D photos of a scene. Stereoscopy puts a counterfeit impression of 3D profundities from given 2D pictures. The 3D data can be gotten from a few photographs, in addition saw as a stereo pair, by assessing the relative noteworthiness of packs in the scene. [6] These examinations are had a tendency to in a stereo dissimilarity map, which is produced sorting out relating packs in the stereo pair.

There square measure mixture of examination works square measure proceeded on 2nd to 3D transformation of pictures that should be utilized in the movement photographs. 3D imaging structure has been joined inside of the TVs, cameras then on. inside of the therapeutic imaging frameworks the 3D body scanners encourage specialists to determine the right remaining of a spread of dis-facilitates. The 3D instrumentality is expensive contrasted with 2nd instrumentality framework. Accordingly, it's necessary to feature to a fast and actual calculation for dynamical over 2nd photos to 3D photos.

A PROFUNDITY GUIDE COULD BE A 2ND WORK THAT GIVES THE PROFUNDITY (WITH CONNECTION TO THE PERSPECTIVE POINT) OF PARTNER ARTICLE REASON AS A WORK OF THE PICTURE COORDINATES. GENERALLY, IT IS SPOKEN TO AS A DIM LEVEL PICTURES WITH THE POWER OF EVERY COMPONENT ACHIEVEMENT ITS SIGNIFICANCE. THE OPTICAL GADGET PART DISCHARGES A LIGHT-WEIGHT DIVIDER TOWARDS THE CRITICAL WORLD SCENE, WHICH HITS THE ITEMS INSIDE OF THE SCENE AND REFLECTED BACK. THIS CAN BE LATER ON ENLISTED AND UTILIZED FOR THE ADVANCEMENT OF A PROFUNDITY MAP. FIG.2 DEMONSTRATES THE PROFUNDITY GUIDE OF A COUPLE OF D PICTURE. THE LENGTH OF THE LEVEL RELOCATION VECTOR IS NORMALLY NOTED AS DISSIMILARITY, AND A PIXEL'S DISPARITY IS PROPORTIONALLY RELATIVE TO THE PIXEL'S SEPARATION FROM THE CAMERAS. BY IMPLIES THAT OF THIS GUIDELINE, THE HUMAN CEREBRUM CHANGES OVER THE DIVERGENCE DATA INTO A THREE-DIMENSIONAL IMPRESSION OF THE PLANET

II. RELATED WORK

There is a significant live of framing on the stereo correspondence issue and giving a raised study isn't by any prescribes that achievable. We along these lines focus our

synopsis on many strategies that we have a tendency to take into account as indispensable. Viral H. Borisagar et al. [2011] projected another calculation [1] and assess divergence guide analysis of Mean movement, Hill rise, Otsu and Graph-based shading division strategies. Likewise introduced completely unique fragment primarily based stereo coordinating calculation for difference map generation that is computationally economical. Daniel Scharstein et al. displayed beta arrangement of thick, two-packaging stereo schedules expected to survey the actual parts and diagram selections created in individual stereo counts [2]. This calculation especially accentuation on stereo routines that [1] work on 2 casings underneath better-known camera pure mathematics, and [2] deliver a thick distinction map, i.e., a difference gageat every element. Any vision count, expressly or completely, makes suppositions concerning the physical world and also the image course of action procedure. Typical suspicions are Lambertian surfaces, i.e., surfaces whose look doesn't amendment with perspective. Many calculations likewise show specific styles of camera commotion, or contrasts in increase or inclination. During this some confinement known with neighborhood and worldwide methods are examined. Yichen dynasty et al. [3] projected venue primarily based dynamic stereo coordinating calculation during which dependable districts are first recognized and coordinated utilizing GCPs. Remaining locales are coordinated logically in a very developing like procedure utilizing worldwide best initial methodology taking into consideration associate degree expense work that coordinates unsimilarity smoothness associate degraded perceive ability limitations and an equivocalness live that's characterized to be the proportion of the most effective and contender expenses. Dong rule et al. [4] envisioned another segment based basically thick stereo coordinating figuring. Firstly, the reference read and coordinative point of view territory unitover separated using mean-shift division framework. Another locus based mostly methodology [4] is projected to urge the start unsimilarity maps of the 2 perspectives. At that time, the inconsistent coordinative focuses area unit sifted through by left-right consistency checking technique. Associate degree increased ravenous inquiry calculation [4] is connected to unfold the solid divergence to the portions which don't have dependable difference. Finally, the distinction depict coarse areas is refined. Skbastien Roy et al. [5] portray another calculation for tackling the IC-camera stereo correspondences issue by dynamic it into a greatest stream issue. Once grasped, the bottom cut known with the foremost compelling stream yields an inequality surface for the complete image as before long as potential. This overall approach to manage stereo examination provides. An additional correct and careful position maps the standard stereo(line-by-line). In addition, the optimality of the importance surface is secure and might be shown to be a hypothesis of the dynamic programming approach that's by and huge used as a chunk of and moreover higher treatment of significance discontinuities.

III. PRAPOSED WORK

On the off likelihood that the motive is to implement hardware to take after Foreground object division (i.e. parceling off bleeding edge from establishment) from stereo attempt pictures using s-t slightest outline cut figuring additionally using yield line figuring. The outcomes obtained from these 2 systems are compound. The accompanying progressive system demonstrates the projected methodology for executing the transformation. As a matter of initial importance the stereo try is stacked and communication of right and left picture is gotten. According to the communication got, difference aide is shaped. Center isolating is associated with the uniqueness map. closer read is segregated from dream having dissimilarity

aide & three dimensional fantasy is shaped. Fig three exhibits the levels of leadership of

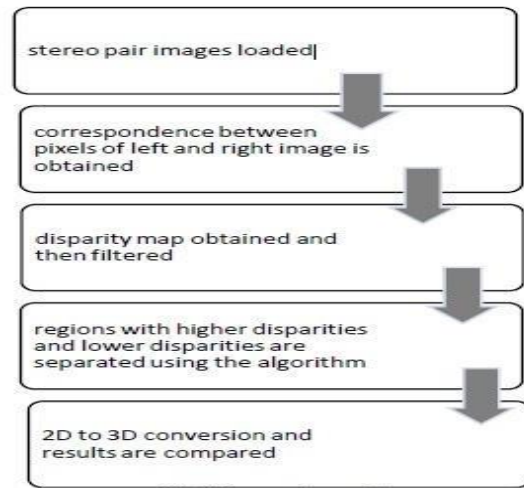


Fig.3 Proposed procedure

Methodology took once may be a cross breed methodology visible of line filtering. To uphold 2D smoothness, methodologies modification over the stereo communication assignment into a most extreme stream/least cut issue.

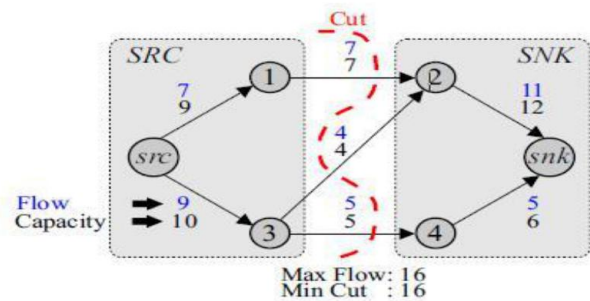


Fig. 4 Maximum flow/minimum cut approach

The principal end up with combinatorial streamlining is that the minimum cut approach (s-t) issue is explained by discovering a most extreme stream from the source (src) to the sink (snk). Freely talking, most extreme stream is that the best "measure of water" that may be sent from the supply to the sink by unraveling outline edges as coordinated "channels" with cut-off points taking after weights of edge. Theory of Ford and Fulkerson defines that a greatest stream from src to snk soaks an appointment with edges within the chart partitioning the hubs into 2 disconnected portions, regarding a mini-mum.

A. Algorithm [Stereo Matching]

Division based coordinating calculation is utilized that separation one or here and there both pictures into non-covering areas of homogeneous shading. Rather than computing a difference for every individual picture element, those ways appoint a solitarydis-equality esteem to a whole section.

B. Median Filtering

Filtering process (Median) can be nonlinear experiment of times utilized as an area of picture planning to decrease "salt and pepper" clatter. For this center channel is better feasible as compare to convolution once target is at a similar time decrease commotion and safeguard edges. A window slides along with an image and middle power of pixels inside of the window gets to be yield force of pixel being handled in middle filtering. Figure 5 demonstrates the result of Median filter on a picture.

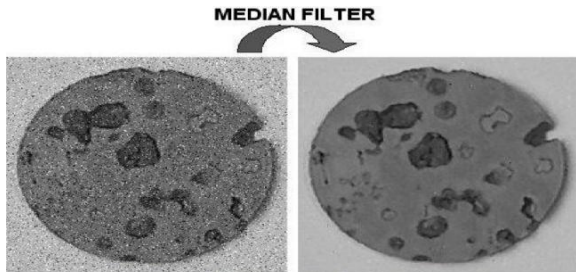


Fig. 5 Median filtering of an image

C. Color Segmentation

On a basic level, any calculation that partitions the given image into districts of homogeneous shading can be taken for estimated stereo computation. The present execution utilizes a mean-movement based division calculation that consolidates lenient edge data. Pixels fitting in with the same fragment are doled out the same shading [8]. For determining the fancied models (plane), first assume a starting dissimilarity guide and utilize the registered uniqueness qualities to fit the plane for every portion. Figure 6 demonstrates the result of color segmentation on a picture.

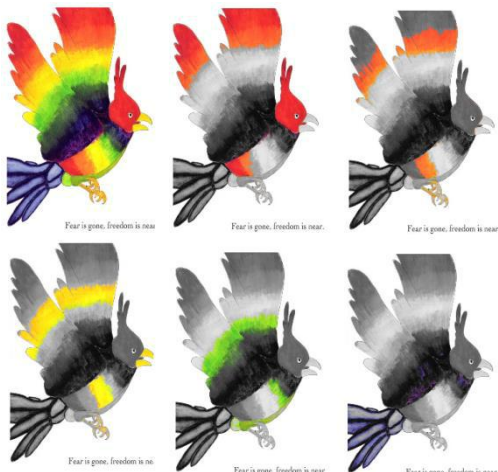


Fig. 6 color segmentation of an image

D. Disparity Map Computation

We prepare a beginning divergence aide using an area window-based procedure that enterprises the outcomes of the photo division and takes a shot at unmistakable window sizes. We advantage by the photo division by misapplying the supposition of basically moving varieties inside of a district. Disparity or Stereo correspondence is for the most part

arranged in lightweight pixels of coordinative windows. Every time distinction have some value, if divergence is null (i.e. 0) it implies a profundity is also null on the grounds that dissimilarity is conversely propositional to profundity. Figure 7 demonstrates Stereopsis and Disparity Map.




Figure 7: Stereopsis and Disparity Map
 Top: couple of image taken by two cameras
 Bottom: Left: Noisy Disparity map.
 Right: Modified Disparity map

IV. PRACTICAL ANALYSIS AND OUTPUT

For Matlab execution, an elite dialect for specialized computing is utilized. In the first place, the reference image is divided using mean shift segmentation process. It is a vast computation that is done over fragments of image. The output is an extremely "blocky" form of the first image. At that point for every portion, we take a gander at the related pixel variations. In this usage, we as-sign every portion to have the middle dissimilarity of the considerable amount of pixels inside of that segment as splendid hues speak to nearer protests (frontal area). A scope of good hues is chosen for forefront. We have taken red shading portion thus we registered red queries, all items which aren't inexperienced, and every one articles that aren't blue as indicated in figure 6. Little things that are underneath hundred pixels are uprooted. For figured red veil, focuses on to blue, green and red parts for to closer view of objects.

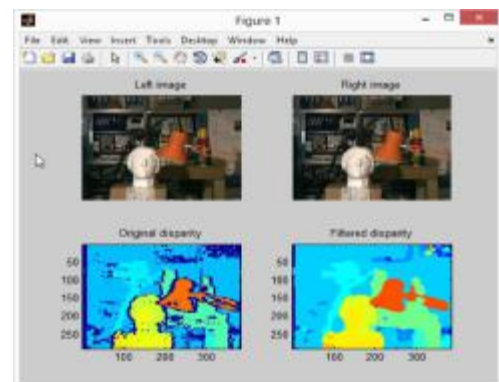


Fig.6 Disparity maps of Stereoscopic Images (Original & Filtered both).

V. SUMMARY RESULT

Results of Matlab Practical experiment that too with calculation (min-cut / max flow analysis) gives higher divisions yields contrastive and also standardized cut techniques. The methodology is half and half approach that goes for exactness of the outcomes and also least time utilization that a large portion of the current methodologies are not ready to manufacture. The expected analysis is somewhat theoretical to convey 3D perspectives of 2D graphics.

VI. ACKNOWLEDGEMENT

We would like to thank our Guide Asst. Prof. Vivek Srivastva, Rama University, Kanpur for providing us the proper guidance of Image processing fundamentals and Practical Support.

VII. REFERENCES

- [1] Viral H. Borisagar and Mukesh A. Zaveri "A Novel Segment-based Stereo Matching Algorithm for Disparity Map Generation" International Conference on Computer and Software Modeling IPCSIT 2011.
- [2] D. Scharstein and R. Szeliski, "A taxonomy and evaluation of dense two-frame stereo correspondence algorithms", International Journal of Computer Vision, vol. 47, no. 1-3, pp. 7-42, 2002.
- [3] Yichen WEI, Long QUAN, "Region-based progressive stereo matching", IEEE Computer Society Conference on Computer Vision and Pattern Recognition (CVPR'04), 2004.
- [4] Dong Yang, Zhengguang Xu Lixin Zhang, "A Segment-Based Dense Stereo Matching Algorithm," in Second International Symposium on Information Science and Engineering, pp. 574-578.
- [5] Skbastien Roy and Ingemar J. Cox, "A Maximum-Flow Formulation of the N-camera Stereo Correspondence Problem", Sixth International Conference on Computer Vision, 1998.
- [6] M. Z. Brown and D. Burschka and G. D. Hager, "Advances in Computational Stereo", IEEE Transactions on Pattern Analysis and Machine Intelligence, 2003.
- [7] 2D TO 3D CONVERSION FOR IMAGES USING HOUGH TRANSFORM-Sneha. K1 T. Sheela.
- [8] Carlo Dal Mutto and Pietro Zanuttigh and Guido M. Cortelazzo, "Scene Segmentation Assisted by Stereo Vision" International Conference on 3D Imaging, Modeling, Processing, Visualization and Transmission, 2011.
- [9] Manaf A. Mahammed "Object Distance Measurement by Stereo VISION" International Journal of Science and Applied Information Technology (IJSAIT) Vol.2 , No.2, Pages : 05-08(2013) Special Issue of ICCTE 2013 -Held during 11-12 March, 2013 in Hotel Crowne Plaza, Dubai.